

CPSE 300 - Ex Studnts:Prin of Collaboratn

Fall 2015

Section 001: 276 MCKB on M from 11:00 am - 12:50 pm

Instructor/TA Info

Instructor Information

Name: Cade Charlton

Office Location: 237 C MCKB

Office Phone: 801-422-1238

Email: cade_charlton@byu.edu

TA Information

Name: Manisha Haymond


Email: manisha.byu@gmail.com

Course Information

Description


This course prepares future elementary classroom teachers to understand how students with exceptionalities learn, and how to use basic strategies to meet their educational needs.

Materials

	Item	Price (new)	Price (used)
	WHAT EVERY TEACHER SHOULD KNOW ABOUT ADAPTATIONS... <i>Required</i> by CARTER, N	24.60	18.45


Choose 1 of the following options:

Option 1: 1 Item



TEACHING INCLUSIVE CLASSROOM 2E 182.00
W/COURSEMATE & EBOOK *Required*
by GARGIULO, R

OR Option 2: 1 Item



EBOOK TEACH TODAY'S INCLUSIVE CLASS 118.70
2E W/ COURSEMATE *Required*
by GARGIULO, R

Grading Scale

Grades	Percent
A	95%
A-	90%
B+	87%
B	85%
B-	80%
C+	77%
C	75%
C-	70%
D+	65%
D	63%
D-	60%
E	0%

Learning Outcomes

Learning Difficulties and Accommodations

Analyze student's learning difficulties and plan appropriate accommodations.

Special Needs Learning Characteristics

Describe learning characteristics of special needs students.

Assessment Plans and School Support

Develop assessment plans to evaluate students' progress and collaborate with school experts to support student learning.

Collaboration

Collaboration: Candidates work effectively with parents, professionals, paraprofessionals, and others in the school and community to help students with disabilities achieve their IEP goals.

Interpersonal Relations

Interpersonal Relations: Candidates work with students, parents, professionals, paraprofessionals, and others in the school and community with kindness and respect regardless of their diverse backgrounds.

Professional Practice

Professional Practice: Candidates fulfill all duties and assignments, comply with all education laws and policies, and continue to improve professional practice.

Grading Policy

Assignments are to be handed at the **beginning** of class on the due date designated by the instructor. (This applies in the case of absences, also.)

Assignments will be lowered 10% for each day late. **No assignments will be accepted after the last day of class.**

Participation Policy

We hope that all students enrolled in this course will achieve desired results.

Students who have been successful in this course attend class, read the lessons, and complete assignments on time.

Completing work on time is especially important. Typically, this is a busy semester for students. If you get behind early in the semester, it becomes increasingly difficult to catch up. Turn in work on time.

Students who contact me when they encounter problems completing assignments or attending class, work with me to resolve problems. We are willing to work with students who proactively manage their learning experience.

Attendance Policy

Students are expected to attend every class period, stay the full duration and be on time.

Assignments

Assignment Description

Interactive Quiz 1

Due: Monday, Sep 14 at 2:00 pm

Complete the online quiz for this chapter

OR

Submit a self-made 5 question study guide with answers for the assigned chapter. Questions and answers must be well written and well thought out. Questions must be reflective of the whole chapter with no grammar or spelling errors in order to receive full credit.

Quizzes or study guides must be submitted prior to class to receive credit.

Interactive Quiz 2

Due: Monday, Sep 14 at 2:00 pm

Complete the online quiz for this chapter

OR

Submit a self-made 5 question study guide with answers for the assigned chapter. Questions and answers must be well written and well thought out. Questions must be reflective of the whole chapter with no grammar or spelling errors in order to receive full credit.

Quizzes or study guides must be submitted prior to class to receive credit.

Disability Awareness Assignment

Due: Monday, Sep 21 at 2:00 pm

Complete ONE of the following (you choose):

1. Family history assignment.
2. Personal interaction analysis.
3. Children's book analysis.

Disability Awareness Assignment

Analysis of Personal History

Summary of your inquiry

Most families have members who were born with obvious challenges, who were identified by the schools with a disability or disorder, or who became disabled in childhood or adulthood through physical or mental illness, accident, injury or aging. The purpose of this task is for you to learn more about those individuals and the history of your family's response to those persons. Interview your parents, grandparents and other older relatives to find out as much as you can about these family members.

If you have a good relationship with a family member who has a disability or has a child with a disability, you might choose to interview them about the impact of that disability on their lives, their hopes, their dreams, their nightmares, their challenges. Or you might choose to spend some time with them and reflect on what you learned that ties in with this class.

If you were identified as a student with a disability or were born with a significant physical difference or medical problem, you might choose to have a conversation with your parents about what it was like for them at the time you were identified and how they advocated for you and for themselves.

Provide a concise, clear summary of how you went about your inquiry including dates, times, persons interviewed or interacted with, methods for inquiry, questions asked, and what you learned. **(4 points)**

Reflection

Provide a well-developed reflection on your inquiry and analysis of your findings.

1. Describe your emotional, intellectual and behavioral responses to the exercise. How did the interview make you feel? What did it make you think? What did you want to do after conducting this interview?

2. What has been discussed in class that ties into what you learned in the interview? Make direct reference to how you have integrated new understandings and made connections with class lectures, discussions, readings, and in-class activities.
 3. What did you learn about individuals with exceptionalities or cultural/personal response from completing this exercise?
 4. How do others in your family view this person with a disability? What is your perception of disabilities? (1.5 point/bullet point)
-
1. Your writing should have only minor errors in writing mechanics, including spelling, punctuation, and grammar. Good sentence and paragraph construction should be present. People first language is always used.

Analysis of Personal Interaction with an Individual with Disabilities

Summary of Interaction

Provide a summary of an interaction with an individual with disabilities that you engaged in or observed. This interaction should have occurred within the last year. Provide information about when and where the interaction took place, who was involved in the interaction, and what happened. Describe the person with a disability that the interaction revolved around. Please use first names only or pseudonyms to protect the confidentiality of those involved.

Reflection/analysis of personal interaction

Describe your initial response to the interaction, and then dig deeper. Reflect on your own personal response to the interaction. What assumptions were challenged? What did you learn from the interaction? Consider how this interaction compares and contrasts with what you are learning about individuals with disabilities.

1. Describe your emotional, intellectual and behavioral responses to the interaction. How did this interaction make you feel? What did it make you think? What did you want to do after this interaction?
2. What has been discussed in class that ties into what you experienced in this interaction and the comments you've made? What was your

personal reaction to the interaction or connections you made with what you've experienced or learned?

3. Do you think people would have a more positive attitude about people with exceptionalities if they interacted with this individual? If so, explain why? What negative attitudes or beliefs about people with disabilities do you think might be subtly or not so subtly reinforced?
 4. What did you learn about individuals with exceptionalities from this interaction? What is your perception of disabilities?
 5. Did you notice other peoples' reactions to this person? What were their perceptions of this person with a disability? **(2 points/bullet point)**
-
1. Your writing should have only minor errors in writing mechanics, including spelling, punctuation, and grammar. Good sentence and paragraph construction should be present. People first language is always used.

Children's Literature Analysis*

*For this assignment, a list of Children's Literature that includes characters with disabilities can be found here: <http://riyl.wikispaces.com/file/view/Booklist-Disabilities.pdf> Please review one of the books on the list provided.

2.

Summary of Analysis

The purpose of this assignment is to analyze how individuals with disabilities are portrayed in children's literature. Read the book and briefly summarize the plot. Using what you are learning about specific disabling conditions, analyze whether the information presented is correct. Reflect on how this book impacts your perception of disabilities and determine if this book would be appropriate for a disability awareness lesson in your classroom.

Analysis

Your analysis should include the following:

3. The title and author of the book.
4. A brief summary of the book. **(2 points)**

5. Describe your emotional, intellectual, and behavioral responses to the book. How did this book make you feel? What did it make you think? Did the book motivate you to do anything?

(2 points)

1. Analyze whether the information presented about the disabling condition is accurate. Be specific in providing examples from the book and comparing the information in the book with information available about the disabling condition. **(2 points)**
2. Discuss how this book would influence children's perceptions of disability. **(2 points)**
3. Describe how you would use this book to teach about disabilities. Would you use this book in your class? If you would, explain why. If not, explain your reasons for not using the book.

(2 points)

Interactive Quiz 3

Due: Monday, Sep 21 at 2:00 pm

Complete the online quiz for this chapter

OR

Submit a self-made 5 question study guide with answers for the assigned chapter. Questions and answers must be well written and well thought out. Questions must be reflective of the whole chapter with no grammar or spelling errors in order to receive full credit.

Quizzes or study guides must be submitted prior to class to receive credit.

Interactive Quiz 4

Due: Monday, Sep 28 at 2:00 pm

Complete the online quiz for this chapter

OR

Submit a self-made 5 question study guide with answers for the assigned chapter. Questions and answers must be well written and well thought out. Questions must be reflective of the whole chapter with no grammar or spelling errors in order to receive full credit.

Quizzes or study guides must be submitted prior to class to receive credit.

Practicum Contract Sheet

Due: Monday, Sep 28 at 2:00 pm

Give the attached letter to your Cooperating Teacher and have the contractTeacher Letter.docx Download completed and signed.Contract Sheet.pdf Download

Disability Presentation

Due: Monday, Sep 28 at 2:00 pm

Class Presentations

Assign students to make a class presentation. Depending upon the number of students enrolled in the section, have each student sign up to present information about a specific disability, or have 2 students work together to prepare a presentation.

Presentation Requirements (5 minutes)

1. Briefly provide information about the disabling condition.
2. Provide general suggestions for teaching students with this condition.
3. Demonstrate a specific accommodation (e.g., multisensory learning, graphic organizer, mnemonic device, etc.)
4. Create a handout for the class.
5. Involve the class in the presentation (e.g., questions, guided notes, choral responding, brief activity).

Disabling condition _____ Date_____

Presentations – Scoring Rubric (If the presentations are graded)

Name(s) _____

Disability:

0	1	2	Briefly provide information about the disabling condition.
0	1	2	Provide general suggestions for teaching students with this condition.

0 1 2 Demonstrate a specific accommodation (e.g., multisensory learning, graphic organizer, mnemonic device, etc.)

0 1 2 Create a handout for the class.

0 1 2 Involve the class in the presentation (e.g., questions, guided notes, choral responding, brief activity).

0 – Not included in the presentation

1. Included in the presentation

2. Included in the presentation – well developed or demonstrated

Comments:

Interactive Quiz 5

Due: Monday, Oct 05 at 2:00 pm

Complete the online quiz for this chapter

OR

Submit a self-made 5 question study guide with answers for the assigned chapter. Questions and answers must be well written and well thought out. Questions must be reflective of the whole chapter with no grammar or spelling errors in order to receive full credit.

Quizzes or study guides must be submitted prior to class to receive credit.

Interactive Quiz 6

Due: Monday, Oct 12 at 2:00 pm

Complete the online quiz for this chapter

OR

Submit a self-made 5 question study guide with answers for the assigned chapter. Questions and answers must be well written and well thought out. Questions must be reflective of the whole chapter with no grammar or spelling errors in order to receive full credit.

Quizzes or study guides must be submitted prior to class to receive credit.

Interactive Quiz 9

Due: Monday, Oct 12 at 2:00 pm

Complete the online quiz for this chapter

OR

Submit a self-made 5 question study guide with answers for the assigned chapter. Questions and answers must be well written and well thought out. Questions must be reflective of the whole chapter with no grammar or spelling errors in order to receive full credit.

Quizzes or study guides must be submitted prior to class to receive credit.

Interactive Quiz 14

Due: Monday, Oct 19 at 2:00 pm

Complete the online quiz for this chapter

OR

Submit a self-made 5 question study guide with answers for the assigned chapter. Questions and answers must be well written and well thought out. Questions must be reflective of the whole chapter with no grammar or spelling errors in order to receive full credit.

Quizzes or study guides must be submitted prior to class to receive credit.

Interactive Quiz 13

Due: Monday, Oct 19 at 2:00 pm

Complete the online quiz for this chapter

OR

Submit a self-made 5 question study guide with answers for the assigned chapter. Questions and answers must be well written and well thought out. Questions must be reflective of the whole chapter with no grammar or spelling errors in order to receive full credit.

Quizzes or study guides must be submitted prior to class to receive credit.

RTI: (Part 1) AN OVERVIEW

Due: Monday, Oct 19 at 11:59 pm

Teacher candidates will complete the IRIS on-line modules and submit answers to the assessment and wrap up questions at the end of the Assessment section of the module. To begin each module access <http://iris.peabody.vanderbilt.edu/>, click on resources, in the topics column click on RTI. Then click on **RTI (PART 1) AN OVERVIEW**. This is the 4th link under *Modules*.

Work through each phase of the module (from the Challenge through the Wrap up). Submit the Assessment and Wrap-up Questions. The module is worth 15 points.

Behavior Management - SOS: HELPING STUDENTS BECOME INDEPENDENT LEARNERS

Due: Monday, Oct 26 at 11:59 pm

Teacher candidates will complete the IRIS on-line module and submit answers to the assessment and wrap up questions near the end of the module. To begin the module access <http://iris.peabody.vanderbilt.edu/>, click on resources, in the topics column click on Behavior and Classroom Management. Then click on **SOS: HELPING STUDENTS BECOME INDEPENDENT LEARNERS**. This is the 3rd link under *Modules*.

Work through each phase of the module (from the Challenge through the Wrap up). Submit your responses for the Assessment and Wrap-up Sections. Each module is worth 15 points.

Interactive Quiz 10

Due: Monday, Nov 02 at 2:00 pm

Complete the online quiz for this chapter

OR

Submit a self-made 5 question study guide with answers for the assigned chapter. Questions and answers must be well written and well thought out. Questions must be reflective of the whole chapter with no grammar or spelling errors in order to receive full credit.

Quizzes or study guides must be submitted prior to class to receive credit.

Using Information Processing Strategies

Due: Monday, Nov 02 at 3:30 pm

Interactive Quiz 11

Due: Monday, Nov 16 at 2:00 pm

Complete the online quiz for this chapter

OR

Submit a self-made 5 question study guide with answers for the assigned chapter. Questions and answers must be well written and well thought out. Questions must be reflective of the whole chapter with no grammar or spelling errors in order to receive full credit.

Quizzes or study guides must be submitted prior to class to receive credit.

Lesson Plan Accommodations for Specific Disabilities

Due: Monday, Nov 16 at 3:30 pm

Interactive Quiz 7

Due: Monday, Nov 23 at 2:00 pm

Complete the online quiz for this chapter

OR

Submit a self-made 5 question study guide with answers for the assigned chapter. Questions and answers must be well written and well thought out. Questions must be reflective of the whole chapter with no grammar or spelling errors in order to receive full credit.

Quizzes or study guides must be submitted prior to class to receive credit.

Related Services: Common Supports for Students with Disabilities

Due: Monday, Nov 23 at 11:59 pm

"Related Services: Common Supports for Students with Disabilities."

Teacher candidates will complete the IRIS on-line modules and submit answers to the assessment and wrap-up questions listed in the Assessment section of the module. To begin each module access <http://iris.peabody.vanderbilt.edu/>,

click on resources, in the topics column click on Related Services. Then click on the specific module, "Related Services: Common Supports for Students with Disabilities." Work through each phase of the module (from the Challenge through the Wrap up). Submit your responses for the Assessment and Wrap-up Sections. Each module is worth 15 points.

Church Accommodation Assignment/Activity

Due: Monday, Nov 30 at 2:00 pm

Please select one of the two following case studies accompanied with the resources below, and write a one page response on how you could best support the needs of the leaders and parents. Be sure to cite how you used the resources provided to formulate your response.

Case Study #1:

A Primary President comes to you with concerns about a child named Jose in Sunbeams who has recently been diagnosed with Autism. In his last ward, his parents were asked to just stay with him in nursery at all times. In his new ward, the parents and his leaders would like to see him more fully integrated with his peers without having to have his parents right beside him. Jose gets easily over stimulated with noises and people, he struggles with sitting in his seat longer than a few minutes at a time, gets extremely bothered when things interrupt the typical routine and has a tendency to throw small objects because he likes to watch as they move through the air.

The Primary President has a background in Journalism and does not even know where to begin on how to work with a child with a disability. She has come to you because of your training in education at Brigham Young University. She would like to know what she could do to help Jose successfully access Primary to his fullest extent possible.

OR

Case Study #2:

A Primary President comes to you with concerns about an 8 year old child named Sterling who has difficulty reading and is frequently disruptive in class. In his last ward, his parents were asked to just stay with him through their meeting times. In his new ward, the parents and his leaders would like to see him more fully integrated with his peers without having to have his parents with him. Sterling gets bored easily and frequently refuses to read any of the class materials. He makes noises and bothers the kids who sit next to him for the majority of the time.

The Primary President has a background in Journalism and does not even know where to begin on how to work with a child like Sterling. Sterling's parents are also frustrated, and his mom is frequently seen leaving church crying because she does not know how to handle him and help his primary teacher. The parents and primary president have come to you because of your training in education at Brigham Young University. She would like to know what she could do to help Sterling successfully access Primary to his fullest extent possible. LDS Disability

Resources: <http://www.lds.org/topics/disability?lang=eng>

Members with disabilities: <http://www.lds.org/handbook/handbook-2-administering-the-church/selected-church-policies?lang=eng#21.1.26>

Teaching The Spirits: <http://education.byu.edu/media/watch/352>

Advice for Dad:

<http://www.lds.org/tools/print/article/narrow/?lang=eng&url=/children/resources/tips/2012/0>

Examples of some of the ways that the Church seeks to welcome and integrate members with disabilities: <http://www.mormonnewsroom.org/article/disabilities>

Teaching The Spirits video: <http://vimeo.com/72974375>

LDS Disability Specialist Calling: <http://www.lds.org/callings/disability-specialist?lang=eng>

Practicum Written Report

Due: Monday, Dec 07 at 2:00 pm

Describe your moral/ethical and legal responsibilities for educating students with disabilities (consider the 6 components of IDEA). Analyze your response to working with students with learning problems during your field experience. Provide specific examples of how you felt or how you interacted with the student. Discuss how your feelings influenced your teaching. Describe how the knowledge you have acquired and your experience working with your student have shaped your perception of disability. Be specific. Describe your perceptions of disability and analyze how the experience and knowledge you have gained have shaped your perception of disability.

Visit to the Resource Room

Due: Monday, Dec 07 at 2:00 pm

Schedule a visit to the school's resource room by contacting the teacher in advance. During your visit discuss with the teacher his/her roles and responsibilities for educating students with disabilities.

The following are suggested points you might consider including in your one page reflection:

1. The teacher's background
2. The curriculum taught in the classroom.
3. The classroom environment.
4. The teacher's legal responsibility for educating students with disabilities in the classroom (IDEA, Section 504, NCLB, LRE, FAPE).
5. The teacher's role in collaborating with a grade-level team, participating on an IEP team, training paraeducators, communicating with others.
6. The pros and cons of the resource placement option.
7. How the teacher tracks and monitors progress.

Practicum Reflection Log

Due: Monday, Dec 07 at 2:00 pm

This assignment consists of four parts: (1) Log the time you spent working with the student, the date, location and activity; (2) Describe the learning activity

and any learning activity you might observe for the student with whom you are working; (3) List how or what you did to assist the child with the assigned learning activity; (4) List and reference an accommodation that addresses the concern. (See attached sample/template) Field Assignment 2 - Practicum Reflection Log.docx [Download](#)

Praise Notes

Due: Monday, Dec 07 at 2:00 pm

Option 1:

Create a praise note and present 10 praise notes to various students. The praise note should include spaces for (a) The name of the student. (b) Describe the specific behavior. (c) List or describe what you did to assist the student. (d) List and reference an accommodation that addresses the concern. Use the practicum reflection log provided at the end of the syllabus and provide a copy of the template you used for your praise notes. See attachment for additional information

OR...

Option 2

Teacher candidates will engage in a high rate of verbal praise through the course of the field experience. Praise and corrections will be recorded over three 10 minute periods by the teacher candidate. In addition, write a paragraph on this experience, specifically reflecting on the changes in your behavior and the students' behaviors as a result. Share how you will apply what was learned from this assignment in your future classroom. (See self-recording form in attachment for additional information)

Field Assignment 3 - PBS.docx [Download](#)

Final Presentation

Due: Monday, Dec 07 at 2:00 pm

The oral presentation will consist of a description of the case study you designed in your final project. Please include the following:

1. **Demographic** information for the student described.

2. Describe your **moral/ethical and legal responsibilities** for educating students with disabilities. Be sure to cite specific laws as taught in CPSE 300.
3. Describe the student's **disabling condition**. Which of the 13 special education categories will this child be serviced under? Discuss how the condition impacts learning.
4. Analyze the student's learning strengths and limitations.
5. **PLAAFP (Present Level of Academic Achievement and Functional Performance)** for an academic **or** behavioral concern.
6. **Intervention plan** using Tier 2 strategies for the area of concern.
 - a. Write a goal for student performance.
 - b. Plan what you will do and what others can do to meet the goal.
 - c. Describe how you will measure and report progress.
7. **3 evidence based classroom accommodations** that will facilitate learning. Explain why your accommodations are appropriate given the classroom environment and your student's profile. Cite the source for these accommodations.
8. **Your response** to working with students with learning problems. Provide specific examples of how you felt, or how you interacted with the student. Discuss how your feelings influenced your teaching. Describe how the knowledge you have acquired and your experience working with your student have shaped your perception of disability. Be specific.

Total Time: 7 minutes

CPSE 300 Final Presentation Rubric.docx [Download](#)

Final Case Study Part 1

Due: Monday, Dec 07 at 5:30 pm

Final Project (100 points total)

This is a 2-part assignment. Part 1 (80 points) is described below. Part 2 (20 points) has its own place to turn it in.

(1) You will develop a hypothetical case study for your final project. You should draw on your experience in the school to complete this assignment. However, this case study project is hypothetical and is **not** a final report of your field experience. This project provides an opportunity for you to synthesize learning. Because collaboration is essential for meeting the needs of diverse learners, this is a collaboration project. You will work with a peer to complete this project (80 points).

The following should be included in your final project and each answer for questions 2-7 should be accompanied with an appropriate citation:

Part 1 (80 points)

1. **Demographic** information for the student described.
 - a. Student's age, gender, grade (2 points)
 - b. Family background (2 points)
 - c. Experience in school (2 points)
 - d. Learner challenges/at-risk characteristics (2 points)
 - e. Student's interests (2 points)
2. Describe your **moral/ethical and legal responsibilities** for educating students with disabilities (6 points). Be sure to cite specific laws as taught in CPSE 300 (3 points).
3. Describe the student's **disabling condition**. Which of the 13 special education categories will this child be serviced under? (2 points) Discuss how the condition impacts learning (6 points). Use appropriate citation (2 points).
4. Analyze the student's learning strengths (4 points) and limitations (4 points). Use appropriate citation (2 points).
5. Write a **PLAAFP (Present Level of Academic Achievement and Functional Performance)** for an academic or behavioral concern (10 points).
6. Develop an **intervention plan** using Tier 2 strategies for the area of concern.
 - a. Write a goal for student performance (2 points).

- b. Plan what you will do (2 points) and what others can do (2 points) to meet the goal.
 - c. Describe how you will measure (2 points) and report progress (2 points).
7. **Choose a unit topic (eg: Life cycle of a butterfly) and describe how you will use Universal Design for Learning to teach the unit:** Specifically state how you will use Multiple means of: Representation (2 points), Engagement (2 points) and Expression (2 points) for this unit.
8. **Describe how you will teach** Describe 3 evidence based classroom accommodations (2 points each) that will facilitate learning. Explain why your accommodations are appropriate given the classroom environment (1 point each) and your student's profile (1 point each). Cite the source for these accommodations (1 point each).

Final Case Study Part 2

Due: Monday, Dec 07 at 5:30 pm

This is a 2-part assignment. Part 1 (80 points) has its own place to turn it in.

Part 2 (20 points) is described below.

(2) You will describe your perceptions of disability and analyze how your experience and the knowledge you have gained have shaped your perception of disability. You will also analyze your collaboration experience (20 points).

Part 2 (20 points)

8. Analyze **your response** to working with students with learning problems. Provide specific examples of how you felt, or how you interacted with the student (5 points). Discuss how your feelings influenced your teaching (5 points). Describe how the knowledge you have acquired and your experience working with your student have shaped your perception of disability (5 points). Be specific.

Analyze your collaboration experience. What did each of you contribute to the process (2 points)? Rate your contributions and your partner's contributions (1

to 5 scale – 5 outstanding, 1 completely inadequate) (1 point). Discuss your successes and/or challenges collaborating (2 points).

Final Presentation Day

Due: Monday, Dec 07 at 11:59 pm

2 points for taking effective notes during the Final Presentation Day.

Schedule

Date	Class Topic	Readings	Assignments
M Aug 31	Introduction to Course		
Monday	Disability Awareness		
	Misunderstood Minds Cognitive Characteristics		
	Introduction to Coursemate		
M Sep 07 Monday	Labor Day Holiday		
M Sep 14 Monday	Special Ed Foundation: Teaching in Today's Classrooms IEPs and 504 Plans	Chapter 1 Chapter 2	Watch 1 video (p. 19, <i>Foundations: Aligning Instruction with Federal Legislation</i>)* Interactive Quiz 1 Interactive Quiz 2

M Sep 21 Monday	Prereferral to Special Education RTI Introduction to RTI Universal Design	Chapter 3	Disability Awareness Assignment Interactive Quiz 3
M Sep 28 Monday	Learners with High and Low Incidence Disabilities Presentations	Chapter 4 & 5	Interactive Quiz 4 Watch 2 videos (p. 81 <i>Including Students with High Incidence Disabilities: Strategies for Success & 87 Bobby: Serving a Student with Special Needs</i>)* Practicum Contract Sheet Disability Presentation
M Oct 05 Monday	Learners with High and Low Incidence Disabilities Autism Learning Disability	Chapters 4 & 5	Watch 3 Videos. Found under Chapter 5's "TeachSource Videos" (<i>Amy, Rebecca and Ben, and Including Students with Physical Disabilities</i>)*

			Interactive Quiz 5
M Oct 12 Monday	Other Diverse Populations Child Abuse	Chapter 6 & 9	Watch 1 Video Found under Chapter 6's "TeachSource Videos"(<i>Kristina</i>)*
			Interactive Quiz 6 Interactive Quiz 9
M Oct 19 Monday	Math Instruction for Individuals with Disabilities Designing Learning Reading Instruction for Individuals with Disabilities Lesson Accommodations RTI-IRIS Module	Chapters 13 & 14	Interactive Quiz 13 Interactive Quiz 14 Complete IRIS Module Assessment and Wrap-Up Questions. Submit through Learning Suite. RTI: (Part 1) AN OVERVIEW
M Oct 26 Monday	Behavior Management - SOS: HELPING STUDENTS BECOME INDEPENDENT LEARNERS-IRIS Module	What Every Good Teacher Should Know (WETSKA) Part III	Behavior Management - SOS: HELPING STUDENTS BECOME INDEPENDENT LEARNERS Complete IRIS Module Assessment

			and Wrap-Up Questions. Submit through Learning Suite.
M Nov 02 Monday	Instructional Strategies IEP Process	Chapter 10 WETSKA Part I, pg. 25-40	Watch 1 video. Found under Chapter 10's "Using Information..." (<i>Using Information Processing Strategies</i>) Using Information Processing Strategies Interactive Quiz 10
M Nov 09 Monday	Withdraw Deadline (Full Semester) Specific Learning Accommodations	WETSKA Part I, pg. 1-25	
M Nov 16 Monday	Accommodation Plan Social/Behavioral Strategies Deaf Education	Chapter 11	Lesson Plan Accommodations for Specific Disabilities Interactive Quiz 11
M Nov 23 Monday	No Class Collaboration	Chapter 7	Related Services: Common Supports for Students with Disabilities

Complete IRIS
Module Assessment
and Wrap-Up
Questions. Submit
through Learning
Suite.

Watch 2 Videos.
Found under Chapter
7's "TeachSource
Video
Cases" (*Inclusion:
Classroom
Implications for the
General and Special
Educator* & the
second
video, *Communicating
with Parents*, can be
found in orange the
tabs at the top of the
page.)*
IRIS Related Services
Module

Interactive Quiz 7

M Nov
30
Monday

Gospel Perspicive
on Disabilities

WETSKA Part I, pg.
25-40

**Church
Accommodation
Assignment/Activity**

Social/Behavioral
Accommodations

M Dec 07 Monday	Presentations	Final Case Study Part 1 Final Case Study Part 2 Visit to the Resource Room Practicum Reflection Log Practicum Written Report Final Presentation Praise Notes Final Presentation Day
M Dec 14 Monday	First Day of Fall Final Exams (12/14/2015 - 12/18/2015)	

University Policies

Honor Code

In keeping with the principles of the BYU Honor Code, students are expected to be honest in all of their academic work. Academic honesty means, most fundamentally, that any work you present as your own must in fact be your own work and not that of another. Violations of this principle may result in a failing grade in the course and additional disciplinary action by the university. Students are also expected to adhere to the Dress and Grooming Standards. Adherence demonstrates respect for yourself and others and ensures an effective learning and working environment. It is the university's expectation, and every instructor's expectation in class, that each student will abide by all Honor Code standards. Please call the Honor Code Office at 422-2847 if you have questions about those standards.

Sexual Misconduct

As required by Title IX of the Education Amendments of 1972, the university prohibits sex discrimination against any participant in its education programs or activities. Title IX also prohibits sexual harassment-including sexual violence-committed by or against students, university employees, and visitors to campus. As outlined in university policy, sexual harassment, dating violence, domestic violence, sexual assault, and stalking are considered forms of "Sexual Misconduct" prohibited by the university.

University policy requires any university employee in a teaching, managerial, or supervisory role to report incidents of sexual misconduct that come to their attention through various forms including face-to-face conversation, a written class assignment or paper, class discussion, email, text, or social media post. If you encounter sexual misconduct, please contact the Title IX Coordinator at t9coordinator@byu.edu or 801-422-2130 or Ethics Point at <https://titleix.byu.edu/report-concern> or 1-888-238-1062 (24-hours). Additional information about Title IX and resources available to you can be found at <http://titleix.byu.edu>.

Student Disability

Brigham Young University is committed to providing a working and learning atmosphere that reasonably accommodates qualified persons with disabilities. If you have any disability which may impair your ability to complete this course successfully, please contact the University Accessibility Center (UAC), 2170 WSC or 422-2767. Reasonable academic accommodations are reviewed for all students who have qualified, documented disabilities. The UAC can also assess students for learning, attention, and emotional concerns. Services are coordinated with the student and instructor by the UAC. If you need assistance or if you feel you have been unlawfully discriminated against on the basis of disability, you may seek resolution through established grievance policy and procedures by contacting the Equal Employment Office at 422-5895, D-285 ASB.

Plagiarism

Intentional plagiarism is a form of intellectual theft that violates widely recognized principles of academic integrity as well as the Honor Code. Such plagiarism may subject the student to appropriate disciplinary action administered through the university Honor Code Office, in addition to academic sanctions that may be applied by an instructor. Inadvertent plagiarism, which may not be a violation of the Honor Code, is nevertheless a form of intellectual carelessness that is unacceptable in the academic community. Plagiarism of any kind is completely contrary to the established practices of higher education where all members of the university are expected to acknowledge the original intellectual work of others that is included in their own work. In some cases, plagiarism may also involve violations of copyright law.

Intentional Plagiarism- Intentional plagiarism is the deliberate act of representing the words, ideas, or data of another as one's own without providing proper attribution to the author through quotation, reference, or footnote.

Inadvertent Plagiarism- Inadvertent plagiarism involves the inappropriate, but non-deliberate, use of another's words, ideas, or data without proper attribution. Inadvertent plagiarism usually results from an ignorant failure to follow established rules for documenting sources or from simply not being sufficiently careful in research and writing. Although not a violation of the Honor Code, inadvertent plagiarism is a form of academic misconduct for which an instructor can impose appropriate academic sanctions. Students who are in doubt as to whether they are providing proper attribution have the responsibility to consult with their instructor and obtain guidance.

Examples of plagiarism include:

- Direct Plagiarism-** The verbatim copying of an original source without acknowledging the source.
- Paraphrased Plagiarism-** The paraphrasing, without acknowledgement, of ideas from another that the reader might mistake for the author's own.
- Plagiarism Mosaic-** The borrowing of words, ideas, or data from an original source and blending this original material with one's own without acknowledging the source.
- Insufficient Acknowledgement-** The partial or incomplete attribution of words, ideas, or data from an original source.

Plagiarism may occur with respect to unpublished as well as published material. Copying another student's work and submitting it as one's own individual work without proper attribution is a serious form of plagiarism.

Respectful Environment

"Sadly, from time to time, we do hear reports of those who are at best insensitive and at worst insulting in their comments to and about others... We hear derogatory and sometimes even defamatory comments about those with different political, athletic, or ethnic views or experiences. Such behavior is completely out of place at BYU, and I enlist the aid of all to monitor carefully and, if necessary, correct any such that might occur here, however inadvertent or unintentional. "I worry particularly about demeaning comments made about the career or major choices of women or men either directly or about members of the BYU community generally. We must remember that personal agency is a fundamental principle and that none of us has the right or option to criticize the lawful choices of another." President Cecil O. Samuelson, Annual University Conference, August 24, 2010 "Occasionally, we ... hear reports that our female faculty feel disrespected, especially by students, for choosing to work at BYU, even though each one has been approved by the BYU Board of Trustees. Brothers and sisters, these things ought not to be. Not here. Not at a university that shares a constitution with the School of the Prophets." Vice President John S. Tanner, Annual University Conference, August 24, 2010