

CPSE 300 - Ex Studnts:Prin of Collaboratn -002

Fall 2015

Section 002: C285 ESC on T from 3:00 pm - 4:50 pm

Instructor/TA Info

Instructor Information

Name: JoAnn Munk

Office Location: 237E MCKB

Office Phone: 801-422-9133

Email: joann_munk@byu.edu

TA Information

Name: Manisha Haymond


Email: manisha.byu@gmail.com


Course Information


Description

This course prepares future elementary classroom teachers to understand how students with exceptionalities learn, and how to use basic strategies to meet their educational needs.

Materials

Item		Price (new)	Price (used)
	WHAT EVERY TEACHER SHOULD KNOW ABOUT ADAPTATIONS... <i>Required</i> by CARTER, N	24.60	18.45

	<p>TEACHING INCLUSIVE CLASSROOM 2E W/COURSEMATE & EBOOK <i>Required</i> by GARGIULO, R</p>	<p>182.00</p>
---	--	---------------

	<p>EBOOK TEACH TODAY'S INCLUSIVE CLASS 2E W/ COURSEMATE <i>Required</i> by GARGIULO, R</p>	<p>118.70</p>
---	--	---------------

Grading Scale

Grades	Percent
A	95%
A-	90%
B+	87%
B	85%
B-	80%
C+	77%
C	75%
C-	70%
D+	65%
D	63%
D-	60%
E	0%

Learning Outcomes

Learning Difficulties and Accommodations

Analyze student's learning difficulties and plan appropriate accommodations.

Special Needs Learning Characteristics

Describe learning characteristics of special needs students.

Assessment Plans and School Support

Develop assessment plans to evaluate students' progress and collaborate with school experts to support student learning.

Collaboration

Collaboration: Candidates work effectively with parents, professionals, paraprofessionals, and others in the school and community to help students with disabilities achieve their IEP goals.

Interpersonal Relations

Interpersonal Relations: Candidates work with students, parents, professionals, paraprofessionals, and others in the school and community with kindness and respect regardless of their diverse backgrounds.

Professional Practice

Professional Practice: Candidates fulfill all duties and assignments, comply with all education laws and policies, and continue to improve professional practice.

Interpersonal Relations

Interpersonal Relations: Candidates work with students, parents, professionals, paraprofessionals, and others in the school and community with kindness and respect regardless of their diverse backgrounds.

Collaboration

Collaboration: Candidates work effectively with parents, professionals, paraprofessionals, and others in the school and community to help students with disabilities achieve their IEP goals.

Assessment Plans and School Support

Develop assessment plans to evaluate students' progress and collaborate with school experts to support student learning.

Professional Practice

Professional Practice: Candidates fulfill all duties and assignments, comply with all education laws and policies, and continue to improve professional practice.

Special Needs Learning Characteristics

Describe learning characteristics of special needs students.

Learning Difficulties and Accommodations

Analyze student's learning difficulties and plan appropriate accommodations.

Grading Policy

Assignments are to be handed at the **beginning** of class on the due date designated by the instructor. (This applies in the case of absences, also.)

Assignments will be lowered 10% for each day late. **No assignments will be accepted after the last day of class.**

Participation Policy

We hope that all students enrolled in this course will achieve desired results.

Students who have been successful in this course attend class, read the lessons, and complete assignments on time.

Completing work on time is especially important. Typically, this is a busy semester for students. If you get behind early in the semester, it becomes increasingly difficult to catch up. Turn in work on time.

Students who contact me when they encounter problems completing assignments or attending class, work with me to resolve problems. We are willing to work with students who proactively manage their learning experience.

Attendance Policy

Students are expected to attend every class period, be on time and stay for the duration of the class. The instructor maintains the option of adjusting grades if attendance and punctuality should become a concern.

Assignments

Assignment Description

Interactive Quiz 1

Due: Tuesday, Sep 08 at 2:50 pm

Complete the online quiz for this chapter

OR

Submit a self-made 5 question study guide with answers for the assigned chapter. Questions and answers must be well written and well thought out. Questions must be reflective of the whole chapter with no grammar or spelling errors in order to receive full credit.

Quizzes or study guides must be submitted prior to class to receive credit.

Interactive Quiz 3

Due: Tuesday, Sep 08 at 2:50 pm

Complete the online quiz for this chapter

OR

Submit a self-made 5 question study guide with answers for the assigned chapter. Questions and answers must be well written and well thought out. Questions must be reflective of the whole chapter with no grammar or spelling errors in order to receive full credit.

Quizzes or study guides must be submitted prior to class to receive credit.

Disability Awareness Assignment

Due: Tuesday, Sep 08 at 2:50 pm

Complete ONE of the following (you choose):

1. Family history assignment.
2. Personal interaction analysis.
3. Children's book analysis.

Disability Awareness Assignment

Analysis of Personal History

Summary of your inquiry

Most families have members who were born with obvious challenges, who were identified by the schools with a disability or disorder, or who became disabled in childhood or adulthood through physical or mental illness, accident, injury or aging. The purpose of this task is for you to learn more about those individuals and the history of your family's response to those persons. Interview your

parents, grandparents and other older relatives to find out as much as you can about these family members.

If you have a good relationship with a family member who has a disability or has a child with a disability, you might choose to interview them about the impact of that disability on their lives, their hopes, their dreams, their nightmares, their challenges. Or you might choose to spend some time with them and reflect on what you learned that ties in with this class.

If you were identified as a student with a disability or were born with a significant physical difference or medical problem, you might choose to have a conversation with your parents about what it was like for them at the time you were identified and how they advocated for you and for themselves.

Provide a concise, clear summary of how you went about your inquiry including dates, times, persons interviewed or interacted with, methods for inquiry, questions asked, and what you learned. **(4 points)**

Reflection

Provide a well-developed reflection on your inquiry and analysis of your findings.

1. Describe your emotional, intellectual and behavioral responses to the exercise. How did the interview make you feel? What did it make you think? What did you want to do after conducting this interview?
2. What has been discussed in class that ties into what you learned in the interview? Make direct reference to how you have integrated new understandings and made connections with class lectures, discussions, readings, and in-class activities.
3. What did you learn about individuals with exceptionalities or cultural/personal response from completing this exercise?
4. How do others in your family view this person with a disability? What is your perception of disabilities? **(1.5 point/bullet point)**

1. Your writing should have only minor errors in writing mechanics, including spelling, punctuation, and grammar. Good sentence and paragraph construction should be present. People first language is always used.

Analysis of Personal Interaction with an Individual with Disabilities

Summary of Interaction

Provide a summary of an interaction with an individual with disabilities that you engaged in or observed. This interaction should have occurred within the last year. Provide information about when and where the interaction took place, who was involved in the interaction, and what happened. Describe the person with a disability that the interaction revolved around. Please use first names only or pseudonyms to protect the confidentiality of those involved.

Reflection/analysis of personal interaction

Describe your initial response to the interaction, and then dig deeper. Reflect on your own personal response to the interaction. What assumptions were challenged? What did you learn from the interaction? Consider how this interaction compares and contrasts with what you are learning about individuals with disabilities.

1. Describe your emotional, intellectual and behavioral responses to the interaction. How did this interaction make you feel? What did it make you think? What did you want to do after this interaction?
2. What has been discussed in class that ties into what you experienced in this interaction and the comments you've made? What was your personal reaction to the interaction or connections you made with what you've experienced or learned?
3. Do you think people would have a more positive attitude about people with exceptionalities if they interacted with this individual? If so, explain why? What negative attitudes or beliefs about people with disabilities do you think might be subtly or not so subtly reinforced?
4. What did you learn about individuals with exceptionalities from this interaction? What is your perception of disabilities?
5. Did you notice other peoples' reactions to this person? What were their perceptions of this person with a disability? **(2 points/bullet point)**

1. Your writing should have only minor errors in writing mechanics, including spelling, punctuation, and grammar. Good sentence and

paragraph construction should be present. People first language is always used.

Children's Literature Analysis*

*For this assignment, a list of Children's Literature that includes characters with disabilities can be found here: <http://riyl.wikispaces.com/file/view/Booklist-Disabilities.pdf> Please review one of the books on the list provided.

2.

Summary of Analysis

The purpose of this assignment is to analyze how individuals with disabilities are portrayed in children's literature. Read the book and briefly summarize the plot. Using what you are learning about specific disabling conditions, analyze whether the information presented is correct. Reflect on how this book impacts your perception of disabilities and determine if this book would be appropriate for a disability awareness lesson in your classroom.

Analysis

Your analysis should include the following:

3. The title and author of the book.
4. A brief summary of the book. **(2 points)**
5. Describe your emotional, intellectual, and behavioral responses to the book. How did this book make you feel? What did it make you think? Did the book motivate you to do anything?

(2 points)

1. Analyze whether the information presented about the disabling condition is accurate. Be specific in providing examples from the book and comparing the information in the book with information available about the disabling condition. **(2 points)**
2. Discuss how this book would influence children's perceptions of disability. **(2 points)**
3. Describe how you would use this book to teach about disabilities. Would you use this book in your class? If you would, explain why. If not, explain your reasons for not using the book.

(2 points)

WETSKA Part 1 p. 1-40

Due: Tuesday, Sep 15 at 2:50 pm

Submit a self-made 5 question study guide with answers from the reading. Questions and answers must be well written and well thought out. Question must be reflective of the whole reading with no grammar or spelling errors in order to receive full credit.

Practicum Contract Sheet

Due: Tuesday, Sep 15 at 2:50 pm

Give the attached letter to your Coopertaing Teacher and have the contract and confidentiality form completed and signed. Teacher Letter.docx Download .Contract Sheet.pdf Download Confidentiality form ConfAgreement (2).pdf Download

Disability Presentation

Due: Tuesday, Sep 22 at 2:50 pm

Disability Presentation

Work with a partner to make a class presentation regarding a specific disabling condition. This is a collaborative assignment and must be completed with a partner to receive full credit. Your presentation should include the following:

Presentation Requirements (7 minutes)

1. Briefly provide information about the disabling condition.
2. Provide general suggestions for teaching students with this condition.
3. Demonstrate a specific accommodation (e.g., multisensory learning, graphic organizer, mnemonic device, etc.)
4. Create a handout for the class.
5. Involve the class in the presentation (e.g., questions, guided notes, choral responding, brief activity).

Disabling condition _____ Date _____

Provide a copy of your PowerPoint outline to the instructor.

Presentations – Scoring Rubric (If the presentations are graded)

Name(s) _____

Disability:

0 1 2 Briefly provide information about the disabling condition.

0 1 2 Provide general suggestions for teaching students with this condition.

0 1 2 Demonstrate a specific accommodation (e.g., multisensory learning, graphic organizer, mnemonic device, etc.)

0 1 2 Create a handout for the class.

0 1 2 Involve the class in the presentation (e.g., questions, guided notes, choral responding, brief activity).

0 – Not included in the presentation

1. Included in the presentation

2. Included in the presentation – well developed or demonstrated

Comments:

Interactive Quiz 4

Due: Tuesday, Sep 22 at 2:50 pm

Complete the online quiz for this chapter

OR

Submit a self-made 5 question study guide with answers for the assigned chapter. Questions and answers must be well written and well thought out.

Questions must be reflective of the whole chapter with no grammar or spelling errors in order to receive full credit.

Quizzes or study guides must be submitted prior to class to receive credit.

Interactive Quiz 2

Due: Tuesday, Sep 29 at 2:50 pm

Complete the online quiz for this chapter

OR

Submit a self-made 5 question study guide with answers for the assigned chapter. Questions and answers must be well written and well thought out. Questions must be reflective of the whole chapter with no grammar or spelling errors in order to receive full credit.

Quizzes or study guides must be submitted prior to class to receive credit.

RTI:(Part 1) An Overview

Due: Tuesday, Sep 29 at 2:50 pm

This is an IN class activity

IRIS Module

Obj, PLAAFP

Due: Tuesday, Oct 06 at 2:50 pm

This is an IN class activity

Interactive Quiz 10

Due: Tuesday, Oct 06 at 2:50 pm

Complete the online quiz for this chapter

OR

Submit a self-made 5 question study guide with answers for the assigned chapter. Questions and answers must be well written and well thought out. Questions must be reflective of the whole chapter with no grammar or spelling errors in order to receive full credit.

Quizzes or study guides must be submitted prior to class to receive credit.

Interactive Quiz 8

Due: Tuesday, Oct 06 at 2:50 pm

In-Class assignment FAT CITY

Due: Tuesday, Oct 13 at 2:50 pm

In class assignment

Interactive Quiz 13

Due: Tuesday, Oct 20 at 2:50 pm

Complete the online quiz for this chapter

OR

Submit a self-made 5 question study guide with answers for the assigned chapter. Questions and answers must be well written and well thought out. Questions must be reflective of the whole chapter with no grammar or spelling errors in order to receive full credit.

Quizzes or study guides must be submitted prior to class to receive credit.

Interactive Quiz 5

Due: Tuesday, Oct 27 at 2:50 pm

Complete the online quiz for this chapter

OR

Submit a self-made 5 question study guide with answers for the assigned chapter. Questions and answers must be well written and well thought out. Questions must be reflective of the whole chapter with no grammar or spelling errors in order to receive full credit.

Quizzes or study guides must be submitted prior to class to receive credit.

Interactive Quiz 9

Due: Tuesday, Oct 27 at 2:50 pm

Complete the online quiz for this chapter

OR

Submit a self-made 5 question study guide with answers for the assigned chapter. Questions and answers must be well written and well thought out. Questions must be reflective of the whole chapter with no grammar or spelling errors in order to receive full credit.

Quizzes or study guides must be submitted prior to class to receive credit.

Church Accommodation Assignment/Activity

Due: Tuesday, Nov 03 at 2:50 pm

Please select one of the two case studies below, and write a one page response on how you could best support the needs of the leaders and parents. Be sure to cite two of the provided references. Include two specific accommodations, techniques, or attitudes from your cited references that could be used in the scenario as you formulate your response.

Case Study #1:

A Primary President comes to you with concerns about a child named Jose in Sunbeams who has recently been diagnosed with Autism. In his last ward, his parents were asked to just stay with him in nursery at all times. In his new ward, the parents and his leaders would like to see him more fully integrated with his peers without having to have his parents right beside him. Jose gets easily over stimulated with noises and people, he struggles with sitting in his seat longer than a few minutes at a time, gets extremely bothered when things interrupt the typical routine and has a tendency to throw small objects because he likes to watch as they move through the air.

The Primary President has a background in Journalism and does not even know where to begin on how to work with a child with a disability. She has come to you because of your training in education at Brigham Young University. She would like to know what she could do to help Jose successfully access Primary to his fullest extent possible.

OR

Case Study #2:

A Primary president comes to you with concerns about an 8 year old child named Sterling who has difficulty reading and is frequently disruptive in class. In his last ward, his parents were asked to just stay with him through their meeting times. In his new ward, the parents and his leaders would like to see him more fully integrated with his peers without having to have his parents with him. Sterling gets bored easily and frequently refuses to read any of the class materials. He makes noises and bothers the other children who sit next to him for the majority of the time.

The Primary president has a background in Journalism and does not even know where to begin on how to work with a child like Sterling. Sterling's parents are also frustrated, and his mom is frequently seen leaving church crying because she does not know how to handle him and help his primary teacher. The parents and Primary president have come to you because of your training in education at Brigham Young University. She would like to know what she could do to help Sterling successfully access Primary to his fullest extent possible.

Resources:

Scriptures

<http://www.lds.org/topics/disability?lang=eng>

Members with disabilities: <http://www.lds.org/handbook/handbook-2-administering-the-church/selected-church-policies?lang=eng#21.1.26>

Teaching The Spirits: <http://education.byu.edu/media/watch/352>

Advice for Dad:

<http://www.lds.org/tools/print/article/narrow/?lang=eng&url=/children/resources/tips/2012/0>

Examples of some of the ways that the Church seeks to welcome and integrate members with disabilities: <http://www.mormonnewsroom.org/article/disabilities>

Teaching The Spirits video: <http://vimeo.com/72974375>

LDS Disability Specialist Calling: <http://www.lds.org/callings/disability-specialist?lang=eng>

Praise Notes

Due: Tuesday, Nov 10 at 2:50 pm

Option 1: Praise Notes

1.

Create a praise note. (3 points) One copy of your praise note template must be submitted to receive maximum points. The praise note should include spaces for:

a.

The name of the student.

b.

The specific behavior the student engaged in that day

c.

Your signature.

2. **Present 10 praise notes** to various students. **Keep a log** of who received the note (a variety of student names should be listed), the date, and the specific behavior that prompted the note. Use the template provided in the attachment. **(10 points)**
3. **Reflect in writing on this experience.** Specifically, reflect on the observed change(s) in your behavior and the student's behavior as a result of this experience. Share how you will apply what you learned from this assignment in your future classroom. Include at least one cited reference for an accommodation that addresses the use of praise. **(7 points)**

OR...

Option 2: 4:1 Praise:Correction Ratio

Teacher candidates will engage in a high rate of verbal praise through the course of the field experience.

1. **Record praise and corrections** over ten 10-minute periods using the template provided in the attachment. **(10 points)**
2. **Reflect in writing on this experience.** Specifically, reflect on the observed change(s) in your behavior and the student's behavior as a result of this experience. Share how you will apply what you learned from this assignment in your future classroom. Include at least one cited reference for an accommodation that addresses the use of praise. **(10 points)**

Field Assignment 3 - PBS-jm.docx [Download](#)

Visit to the Resource Room

Due: Tuesday, Nov 10 at 2:50 pm

The goal of this assignment is for you to experience a resource classroom. Schedule a visit to the school's resource room by contacting the teacher in

advance. During your visit, have a discussion with the teacher about their roles and responsibilities.

Write a **one-page reflection** that adequately covers the following topics:

1. Resource teacher roles and responsibilities for educating students with disabilities. **(6 points)**
2. Unique components of a resource teacher's responsibilities in comparison to what you know about a general education teacher's role. **(2 points)**
3. How this knowledge has provided insight into how you will interact with a resource teacher in your future school. **(2 points)**

The following are **optional** topics you might also consider discussing with the teacher and including in your one page reflection:

1. The teacher's background
2. The curriculum taught in the classroom.
3. The classroom environment.
4. The teacher's legal responsibility for educating students with disabilities in the classroom (IDEA, Section 504, NCLB, LRE, FAPE).
5. The teacher's role in collaborating with a grade-level team, participating on an IEP team, training paraeducators, communicating with others.
6. The pros and cons of the resource placement option.
7. How the teacher tracks and monitors progress.

Collaboration Videos

Due: Tuesday, Nov 17 at 2:50 pm

Watch **2 Videos** found under Chapter 7's "TeachSource Video Cases" First video, *Inclusion: Classroom Implications for the General and Special Educator* & the second video, *Communicating with Parents*, can be found in orange the tabs at the top of the page.

Complete the 5 questions for each video found under the "Question" tab (located beneath the video). There will be a **total of 10 response questions** to post on Learning Suite.

Related Services: Common Supports for Students with Disabilities

Due: Tuesday, Nov 17 at 2:50 pm

"Related Services: Common Supports for Students with Disabilities."

<http://iris.peabody.vanderbilt.edu/module/rs/>

Complete the online IRIS module by working through each phase of the module (from the Challenge through the Wrap-up). Submit your responses for the Assessment and Wrap-up sections. (10 pts.)

Practicum Reflection Log

Due: Tuesday, Dec 01 at 2:50 pm

*****Note: This assignment is hard-copy only.*****

This assignment is worth a total of 50 points. The points are divided up as follows:

Background Information (5 pts.)

Fill out the information on the first page of the reflection log (your name, school, cooperating teacher, etc).

Date/Time, Location, and Activity (5 pts.)

Log the time you spent working with the student, the date, location, and activity in column 1 of the reflection log. (.5 points per entry)

Learning Activity and Concerns (10 pts.)

Describe the learning activity and any learning characteristic you might observe for the student with whom you are working in column 2 of the reflection log. (1 point per entry)

List how or what you did to assist the child with the assigned learning activity (10 pts.)

In column 3 of the reflection log, list how you assisted the child you were working with and any accommodations you used. (1 point per entry)

List and reference an accommodation that addresses the concern (10 pts.)

Reflect on your experience working with the student and use your WETSKA book or other evidence-based source to find and reference at least one accommodation you could have used to help the student. Remember to include which accommodation you chose, the page it is on, and why you chose it for your student. (1 point per entry)

Completing hours (10 pts.)

These points are contingent on the number of hours you completed. Up to 3 hours can be completed at church or in another setting where you interact with a person with a disability in a teaching situation. The syllabus specifies that at least 8 hours must be completed to pass the course.

(See attached sample/template) Field Assignment 2 - Practicum Reflection

Log.docx [Download](#)

Final Case Study (Part 2)

Due: Tuesday, Dec 08 at 2:50 pm

This is a 2-part assignment. Part 1 (80 points) has its own place to turn it in. Part 2 (20 points) is described below. Submit part 2 of your final project here. You and your partner will turn in the same thing for Part 1, but you should each submit separate, unique assignments for Part 2.

(2) You will describe your perceptions of disability and analyze how your experience and the knowledge you have gained have shaped your perception of disability. You will also analyze your collaboration experience (20 points).

Final Case Study (Part 1)

Due: Tuesday, Dec 08 at 2:50 pm

Final Project (100 points)

This is a 2-part assignment. (1) You will develop a hypothetical case study for your final project. You should draw on your experience in the school to complete this assignment. However, this case study project is hypothetical and is **not** a final report of your field experience. This project provides an opportunity for you to synthesize learning. Because collaboration is essential for meeting the needs of diverse learning, this is a collaboration project. You will work with a peer to complete this project (80 points). (2) You will describe your perceptions of disability and analyze how your experience and the knowledge you have gained have shaped your perception of disability. You will also analyze your collaboration experience. This will be submitted as a separate assignment. (20 points).

The following should be included in your final project. (Your final presentation is a separate assignment. Please submit a write-up, not your presentation slides.) Each answer for questions 2-7 should be accompanied with an appropriate citation:

Part 1 (80 points)

1. **Demographic** information for the student described.
 - a. Student's age, gender, grade (1 point)
 - b. Family background (1 point)
 - c. Experience in school (1 point)
 - d. Learner challenges/at-risk characteristics (1 point)
 - e. Student's interests (1 point)
2. Describe your **legal responsibilities** for educating students with disabilities (5 points). Be sure to cite specific laws and six components of IDEA as taught in CPSE 300 (5 points). Also describe your **moral/ethical responsibilities**. (5 points)
3. Describe the student's **disabling condition**. Which of the 13 special education categories will this child be service under? (4points) Discuss how the condition impacts learning (6 points). Use appropriate citation (2 points).
4. Analyze the student's learning strengths (4 points) and limitations (4 points). Use appropriate citation (2 points).
5. **Write a PLAAFP (Present Level of Academic Achievement and Functional Performance)** for an academic or behavioral concern (10 points).
6. Develop an **intervention plan** using Tier 2 strategies for the area of concern.
 - a. Write a goal for student performance (4 points).
 - b. Plan what you will do (4 points) and what others can do (2 points) to meet the goal.
 - c. Describe how you will measure (4 points) and report progress (2 points).

7. **Describe how you will teach** Describe 3 evidence based classroom accommodations (2 points each) that will facilitate learning. Explain why your accommodations are appropriate given the classroom environment and your student's profile (1 point each). Cite the source for these accommodations (1 point each).

Both partners will submit identical write-ups for part 1. Remember to put your partner's name at the top of the assignment as well as your own.

Part 2 (20 points)

***Note:** Please submit this as a separate assignment under Final Case Study (Part 2).

1. Analyze **your response** to working with students with learning problems. Provide specific examples of how you felt, or how you interacted with the student (5 points). Discuss how your feelings influenced your teaching (5 points). Describe how the knowledge you have acquired and your experience working with your student have shaped your perception of disability (5 points). Be specific.
2. **Analyze your collaboration experience.** What did each of you contribute to the process (2 points)? Rate your contributions and your partner's contributions (1 to 5 scale – 5 outstanding, 1 completely inadequate) (1 point). Discuss your successes and/or challenges collaborating (2 points).

Final Presentation

Due: Tuesday, Dec 08 at 2:50 pm

The oral presentation will consist of a description of the case study you designed in your final project. Please include the following:

1. **Demographic** information for the student described. 1 point
2. Describe your **legal responsibilities** for educating students with disabilities. Be sure to cite specific laws as taught in CPSE 300. Also describe your **moral/ethical responsibilities** (no citation required). 2 points
3. Describe the student's **disabling condition**. Which of the 13 special education categories will this child be serviced under? Discuss how the condition impacts learning. 2 points

4. Analyze the student's learning strengths and limitations. 1 point
5. **PLAAFP (Present Level of Academic Achievement and Functional Performance)** for an academic or behavioral concern. 1 point
6. **Intervention plan** using Tier 2 strategies for the area of concern.
 - a. Write a goal for student performance. 1 point
 - b. Plan what you will do and what others can do to meet the goal. 1 point
 - c. Describe how you will measure and report progress. 1 point
7. **3 evidence based classroom accommodations** that will facilitate learning. Explain why your accommodations are appropriate given the classroom environment and your student's profile. Cite the source for these accommodations. 5 points

Total Time: 7 minutes

CPSE 300 Final Presentation Rubric.docx [Download](#)

Schedule

Date	Topics	Assignments Due	Text Assignments
T Sep 01 Tuesday	Introduction to Course Introduction to Coursemate Disability Awareness & Person First Language Learning about Disabilities	Sign-up for September 22 Presentations	Set up online text Help instructions are under the Content tab, Cengage

M Sep 07	Labor Day Holiday		
Monday			
T Sep 08	Special Ed	Disability Awareness	Chapters 1 & 3
Tuesday	Foundation: Teaching in Today's Classrooms IEPs and 504 Plans	Assignment	Interactive Quiz 1 Interactive Quiz 3
	Prereferral to Special Education		Watch video Chapter 4, Teachsource Videos <i>Bobby:</i> <i>Serving a Student</i> <i>with Special Needs</i>
			Watch 1 video (p. 19, <i>Foundations:</i> <i>Aligning Instruction</i> <i>with Federal</i> <i>Legislation</i>)*
T Sep 15	Misunderstood	Practicum Contract	WETSKA Part 1
Tuesday	Minds Cognitive Characteristics	Sheet	p.1-40
			WETSKA Part 1 p. 1-40
			Watch 3 Videos. Found under Chapter 5's "TeachSource Videos" (<i>Amy,</i>

			<i>Rebecca and Ben, and Including Students with Physical Disabilities)*</i>
T Sep 22 Tuesday	Learners with High Incidence Disabilities Presentations	Disability Presentation	Chapter 4 Interactive Quiz 4 Watch videos (Chapter 4 <i>Including Students with High Incidence Disabilities: Strategies for Success</i>)
T Sep 29 Tuesday	Universal Design RTI-IRIS Module IN CLASS activity	RTI:(Part 1) An Overview	Chapter 2 Interactive Quiz 2
T Oct 06 Tuesday	Instructional Strategies IEP Process	Watch 1 video. Found under Chapter 10's "Using Information..." (<i>Using Information Processing Strategies</i>)	Chapter 10 Interactive Quiz 10 Chapter 8 Interactive Quiz 8 Obj, PLAAFP

T Oct 13 Tuesday	How Difficult Can This Be?	In-Class assignment FAT CITY	
T Oct 20 Tuesday	Designing Learning Reading Instruction for Indiviudals with Disabilities Math Instruction for Individuals with Disabilities		Chapters 13 & 14 Interactive Quiz 13 WETSKA Part IV, pg. 99-136 Bring WETSKA text to class
T Oct 27 Tuesday	Guest: Karen Burton Autism & Developmental Delay Lesson Accommodations		Chapter 5 Interactive Quiz 5 Chapter 9 Interactive Quiz 9
T Nov 03 Tuesday	Other Diverse Populations Gifted Gospel Perspeticve on Disabilities	Church Accommodation Assignment/Activity	Watch 1 Video Found under Chapter 6's "TeachSource Videos"(<i>Kristina</i>)*

M Nov 09 Monday	Withdraw Deadline (Full Semester)		
T Nov 10 Tuesday	Social/Behavioral Strategies: FUBA BIP Behavior Management - Effective Accommodations	Praise Notes Visit to the Resource Room	Chapter 11
T Nov 17 Tuesday	Collaboration Related Services IRIS Module Complete the IRIS module and read and view videos from chapter 7 in place of attending class today. NO CLASS TODAY	Collaboration Videos Related Services: Common Supports for Students with Disabilities	Chapter 7 What do you see as the advantages and disadvantages of establishing partnerships between general educators and special education teachers? What role does collaboration play in the inclusion process?
T Nov 24 Tuesday	Friday Instruction		
T Dec 01 Tuesday	Social/Behavioral Accommodations	Practicum Reflection Log	What Every Good Teacher Should Know (WETSKA) Part III
T Dec 08 Tuesday		Final Presentation Final Case Study	Present final presentation

	Class presentations	(Part 1) Final Case Study (Part 2)	collaboratively with partner.
W Dec 09 Wednesday	Final Exam: 160 MCKB 11:00am - 12:50pm		
Th Dec 17 Thursday	Final Exam: 355 MCKB 3:00pm - 6:00pm		

University Policies

Honor Code

In keeping with the principles of the BYU Honor Code, students are expected to be honest in all of their academic work. Academic honesty means, most fundamentally, that any work you present as your own must in fact be your own work and not that of another. Violations of this principle may result in a failing grade in the course and additional disciplinary action by the university. Students are also expected to adhere to the Dress and Grooming Standards. Adherence demonstrates respect for yourself and others and ensures an effective learning and working environment. It is the university's expectation, and every instructor's expectation in class, that each student will abide by all Honor Code standards. Please call the Honor Code Office at 422-2847 if you have questions about those standards.

Sexual Misconduct

As required by Title IX of the Education Amendments of 1972, the university prohibits sex discrimination against any participant in its education programs or activities. Title IX also prohibits sexual harassment-including sexual violence-committed by or against students, university employees, and visitors to campus. As outlined in university policy, sexual harassment, dating violence, domestic violence, sexual assault, and stalking are considered forms of "Sexual

Misconduct" prohibited by the university.

University policy requires any university employee in a teaching, managerial, or supervisory role to report incidents of sexual misconduct that come to their attention through various forms including face-to-face conversation, a written class assignment or paper, class discussion, email, text, or social media post. If you encounter sexual misconduct, please contact the Title IX Coordinator at t9coordinator@byu.edu or 801-422-2130 or Ethics Point at <https://titleix.byu.edu/report-concern> or 1-888-238-1062 (24-hours). Additional information about Title IX and resources available to you can be found at <http://titleix.byu.edu>.

Student Disability

Brigham Young University is committed to providing a working and learning atmosphere that reasonably accommodates qualified persons with disabilities. If you have any disability which may impair your ability to complete this course successfully, please contact the University Accessibility Center (UAC), 2170 WSC or 422-2767. Reasonable academic accommodations are reviewed for all students who have qualified, documented disabilities. The UAC can also assess students for learning, attention, and emotional concerns. Services are coordinated with the student and instructor by the UAC. If you need assistance or if you feel you have been unlawfully discriminated against on the basis of disability, you may seek resolution through established grievance policy and procedures by contacting the Equal Employment Office at 422-5895, D-285 ASB.

Respectful Environment

"Sadly, from time to time, we do hear reports of those who are at best insensitive and at worst insulting in their comments to and about others... We hear derogatory and sometimes even defamatory comments about those with different political, athletic, or ethnic views or experiences. Such behavior is completely out of place at BYU, and I enlist the aid of all to monitor carefully and, if necessary, correct any such that might occur here, however inadvertent or unintentional. "I worry particularly about demeaning comments made about

the career or major choices of women or men either directly or about members of the BYU community generally. We must remember that personal agency is a fundamental principle and that none of us has the right or option to criticize the lawful choices of another." President Cecil O. Samuelson, Annual University Conference, August 24, 2010 "Occasionally, we ... hear reports that our female faculty feel disrespected, especially by students, for choosing to work at BYU, even though each one has been approved by the BYU Board of Trustees. Brothers and sisters, these things ought not to be. Not here. Not at a university that shares a constitution with the School of the Prophets." Vice President John S. Tanner, Annual University Conference, August 24, 2010